


2016 Volkswagen Caddy Maxi TSi



Purchase Price **\$20,990**
Includes GST, Registration & Licensing

Indicative repayments
\$168.34 per week*
Based on a 36 month term & no deposit.
Total repayments (156) = **\$26,261.03**



Gain peace of mind with Mechanical Breakdown Insurance. **Ask us how.**

- Top features**
- » 6 Speed Manual
 - » ABS Braking
 - » Adjustable Steering Co...
 - » Air Conditioning
 - » Bluetooth Phone Connec...
 - » Cargo Barrier
 - » CD Player
 - » Cloth Trim
 - » Cup Holders
 - » Fuel Injected
 - » Heated Mirrors
 - » Idle Stop/Start
 - » Immobiliser
 - » Load Adjustable Headli...
 - » Overhead Storage
 - » Power Mirrors
 - » Power Steering
 - » Power Windows

Body Style
5 door, Van

Odometer
55,000 km

Engine
1400 cc


Fuel Type
Petrol

Transmission
6-Speed Manual, Front Wheel

Wheels
-

VIN
WV1ZZZ2KZGX118618

Interior
-

Safety

Based on 2024 UCSR rating for 05-20 models

Reg No.
JWK127

Ext Colour
White

History
-

Seats
2 seats, Cloth


CO2 Emissions
★ ★ ★ ★ ☆
151 grams/km

Energy Economy
★ ★ ★ ☆ ☆ ☆
Annual fuel cost of \$2,590
6.6L per 100km

Cost per year is an estimate based on petrol price of \$2.80 per litre and an average distance of 14000 km. Emissions and Energy Economy figures standardised to 3P WLTP.

Stock ID: 6525

NZ Light Commercials
NZ Light Commercials | Phone 09 299 9182 | Email sales@nzlightcommercials.co.nz
186 Great South Road, Takanini, Auckland 2112, New Zealand
www.nzlightcommercials.co.nz



4.84 | 426 reviews

* NZ Light Commercials is not a lender nor a financial adviser. Any amounts displayed should not be seen as an offer of finance or taken as financial advice. The interest rate, fees and loan term used in this calculation may not actually represent those available from lenders. Actual interest rates, fees and loan terms will vary per lender and are typically based on an assessment of your credit risk and responsible lending criteria. Any repayment amounts displayed are indicative only and have been calculated using several other indicative inputs. The interest rate used in this calculation is an arbitrary 12.95%, however exact interest rates vary per lender. The term of the loan used in this calculation is 36 months. Exact terms available vary per lender although options typically include 6, 12, 18, 24, 36, 48 and 60 months. This calculation also includes two typical mandatory fees charged by lenders. These are an account admin fee of \$8.50 per month (other payment frequencies may be available) and a one-off establishment fee of \$423.00. Typically, this fee can be paid upfront or, as in this calculation, be capitalised over the contract term, ie. included in the loan amount. These fees can vary per lender and other non-mandatory fees and charges may also apply. The total amount of repayments has been calculated by multiplying 156 weekly repayments (based on a 36 month term) by the weekly repayment amount of \$168.34 which equals \$26,261.03. This calculator does not consider any of your own personal circumstances and we strongly suggest you seek budgeting advice prior to committing to any loan contract. Responsible lending criteria and lender terms and conditions will likely apply to any finalised loan contract. Proof of security and/or vehicle insurance may also be required before proceeding.